

Concrete Paving Stones
Holland Stone Parkway™ Series



PNVSTONE®



**IMPROVING
YOUR
LANDSCAPE™**

Holland Stone Parkway™ Series

The Holland Stone Parkway™ Series pavers capture the timeless elegance of simplistic design. Straight, defined edges are unique to this paving stone. Holland Stone Parkway™ Series is available in a standard, Heritage™ and Provencal™ finish. The Provencal™ finish, shown here, is renowned for its captivating fine gradient texture, bright color presentation and endurance. Its rectangular appearance is simple, yet capable of meeting the creative and aesthetic demands of architects and designers.

COMPOSITION AND MANUFACTURE

Holland Stone Parkway™ Series is made from a "no slump" concrete mix. Made under extreme pressure and high frequency vibrations, Parkway™ has a compressive strength greater than 8000psi, a water absorption maximum of 5% and will meet or exceed ASTM C-936 and freeze-thaw testing per section 8 of ASTM C-67.


INSTALLATION

1. Excavate unsuitable, unstable or unconsolidated subgrade material and compact the area which has been cleared. Backfill and level with dense graded aggregate suitable for base material (typically 4-6 in. of compacted base for light vehicular and pedestrian traffic) or as otherwise directed by Site Engineer/Architect/Landscape Architect.
2. Place bedding course of washed sand conforming to the grading requirements of ASTM C-33 to a uniform depth of 1-1½ in. (25-38mm) screeded to the grade and profile required.
3. Install Holland Stone Parkway™ Series with vertical side joints approximately 1/8 in. (3mm).
4. Where required, cut pavers with an approved cutting device to fit accurately, neatly and without damaged edges.
5. Tamp pavers with a plate compactor, uniformly level, true to grade and free of movement.
6. Spread sand to 1/8 in. thickness over entire paving area.
7. Make one more pass with plate compactor to fill joints with sand.

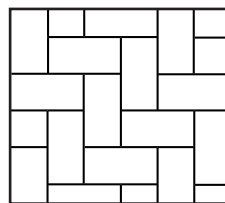
Complete installation & specification details are available by contacting your Pavestone Sales Representative.

Note: Colors are shown as accurately as possible in brochures & samples, but due to the nature of the product, regional color differences and variables in print reproduction, colors may not match exactly. For best results in maintaining color consistency, pavers must be installed from several cubes at a time. Efflorescence, a whitish, powder-like deposit, may appear on concrete pavers. This is a natural occurrence in any concrete product and will usually wear off over time.


INSTALLATION PATTERNS



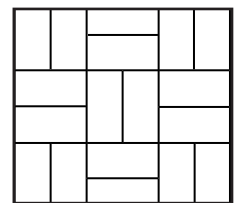
Runner Bond



90° Herringbone



45° Herringbone




Parquet

APPLICATIONS

General Road Construction • Highway Rest Areas
 Highway Ramps • Bridge Underpasses • Gas Stations
 Parking Lots • Industrial Plants • Industrial Yards
 Loading Docks • Street Medians • Sidewalks
 Entrance Areas • Storage Depots • Pedestrian Malls
 Beach Promenades • Flooring in Stables • Terraces
 Roof Gardens • Garden Pathways • Driveways
 Pool Decks • Patios

PRODUCT INFORMATION

The Holland Parkway™ Series is available in two height/thicknesses of 2 3/8 inches* = 60mm and 3 1/8 inches* = 80mm.

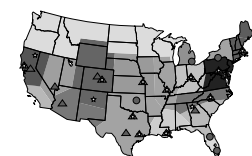
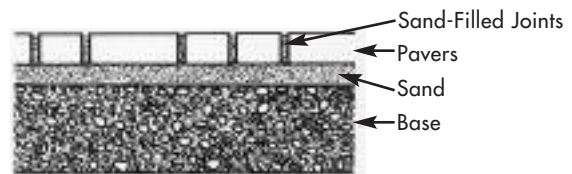


Holland Parkway™ Series

Nominal Dimensions	3 7/8" W x 7 13/16" L 98mm x 198mm	
Height/Thickness:	60mm = 2 3/8"	80mm = 3 1/8"
Wt./Stone	6 lbs.	8.1 lbs.
Stones/Pallet	480	384
Approx. Wt./Pallet	2,884 lbs.	3,024 lbs.
Sq. ft./Pallet	103	84
Product Number	237	239

*Fractional dimensions are nominal.

Typical Cross Section Of Concrete Paver Installation



PAVESTONE
 Improving Your Landscape™
www.pavestone.com

- Atlanta, GA: (770) 306-9691
- Austin/San Antonio, TX: (512) 558-7283
- Boston, MA: (508) 947-6001
- Charlotte, NC: (704) 588-4747
- Cincinnati, OH: (513) 474-3783
- Colorado Springs, CO: (719) 322-0101
- Dallas/Ft. Worth, TX: (817) 481-5802
- Denver, CO: (303) 287-3700
- Hagerstown, MD: (240) 420-3780

- Houston, TX: (281) 391-7283
- Kansas City, MO: (816) 524-9900
- Las Vegas, NV: (702) 221-2700
- New Orleans, LA: (985) 882-9111
- Phoenix, AZ: (602) 257-4588
- Sacramento, CA: (916) 452-5233
- St. Louis/ Cape Girardeau, MO: (573) 332-8312
- Winters, CA: (530) 795-4400