

*Concrete Pave Stones*  
**TEXASTONE™**



**TEXASTONE**®

IMPROVING  
YOUR  
LANDSCAPE™

# TEXASTONE™

Pave your project with TEXASTONE™ and give it that special Lone Star feeling! This unique concrete paver tells people that you're Texas proud and not afraid to show it! Each TEXASTONE™ is made into the shape of Texas while maintaining the interlocking capability for which the Pavestone® Company is renowned.

## APPLICATIONS

Urban Street Paving • Entrance Areas • Crosswalks • Light Duty Parking Lots • Residential Driveways Patios • Walkways Pedestrian Malls • Medians • Sidewalks

## COMPOSITION AND MANUFACTURE

TEXASTONE™ is made from a "no slump" concrete mix. Made under extreme pressure and high frequency vibrations, TEXASTONE™ has an average compressive strength greater than 8000psi, a water absorption maximum of 5% and will meet or exceed ASTM C-936 and freeze-thaw testing per section 8 of ASTM C-67.

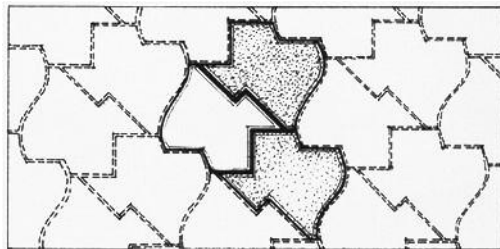
## INSTALLATION

1. Excavate unsuitable, unstable or unconsolidated subgrade material and compact the area which has been cleared. Backfill and level with dense graded aggregate suitable for base material (typically 4-6 in. of compacted base for light vehicular and pedestrian traffic) or as otherwise directed by Site Engineer/Architect/Landscape Architect.
2. Place bedding course of washed sand conforming to the grading requirements of ASTM C-33 to a maximum uniform depth of 1-1 1/2 in. (25-38mm) screeded to the grade and profile required.
3. Install TEXASTONE™ with joints approximately 1/8 in. (3mm).
4. Where required, cut pavers with an approved cutting device to fit accurately, neatly and without damaged edges.
5. Tamp pavers with a plate compactor, uniformly level, true to grade and free of movement.
6. Spread sand to 1/8 in. (3 mm) thickness over entire paving area.
7. Make one more pass with plate compactor to fill joints with sand.

Complete installation & specification details are available by contacting your Pavestone Sales Representative.

Note: ✓ Colors are shown as accurately as possible in brochures & samples, but due to the nature of the product, regional color differences and variables in print reproduction, colors may not match exactly. For best results in maintaining color consistency, pavers must be installed from several cubes at a time. Efflorescence, a whitish, powder-like deposit, may appear on concrete pavers. This is a natural occurrence in any concrete product and will usually wear off over time.

## INSTALLATION PATTERNS



Random Mosaic

## PRODUCT INFORMATION


TEXASTONE™ is available in six (1) sizes.  
Height/Thickness 2 3/8" = 60mm

### CHARCOAL



TEXASTONE™

### RIVER RED



TEXASTONE™

**AVAILABLE IN 6 COLORS: CHARCOAL, RIVER RED**

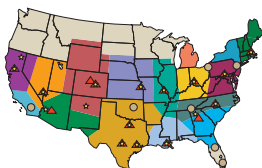
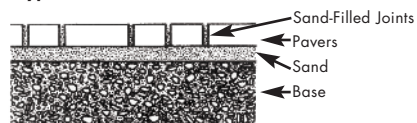
✓ See Note

## BUNDLED INDIVIDUALLY

# TEXASTONE™

Wt./Stone: 7 lbs.  
Stones/Pallet: 320  
Approx. Wt./Pallet : 2,240 lbs.  
Sq.ft./Pallet: 80  
4 Pieces per Sq. ft.  
Product Number: 356

### Typical Cross Section Of Concrete Paver Installation



**PAVESTONE®**

Improving Your Landscape™

www.pavestone.com

- |                           |                |                                     |                |
|---------------------------|----------------|-------------------------------------|----------------|
| • Atlanta, GA:            | (770) 306-9691 | • Houston, TX:                      | (281) 391-7283 |
| • Austin/San Antonio, TX: | (512) 558-7283 | • Kansas City, MO:                  | (816) 524-9900 |
| • Boston, MA:             | (508) 947-6001 | • Las Vegas, NV:                    | (702) 221-2700 |
| • Charlotte, NC:          | (704) 588-4747 | • New Orleans, LA:                  | (985) 882-9111 |
| • Cincinnati, OH:         | (513) 474-3783 | • Phoenix, AZ:                      | (602) 257-4588 |
| • Colorado Springs, CO:   | (719) 322-0101 | • Sacramento, CA:                   | (916) 452-5233 |
| • Dallas/Ft. Worth, TX:   | (817) 481-5802 | • St. Louis/<br>Cape Girardeau, MO: | (573) 332-8312 |
| • Denver, CO:             | (303) 287-3700 | • Winters, CA:                      | (530) 795-4400 |
| • Hagerstown, MD:         | (240) 420-3780 |                                     |                |

