


RETANI™

TRUSTED BLOCK
NEW NAME

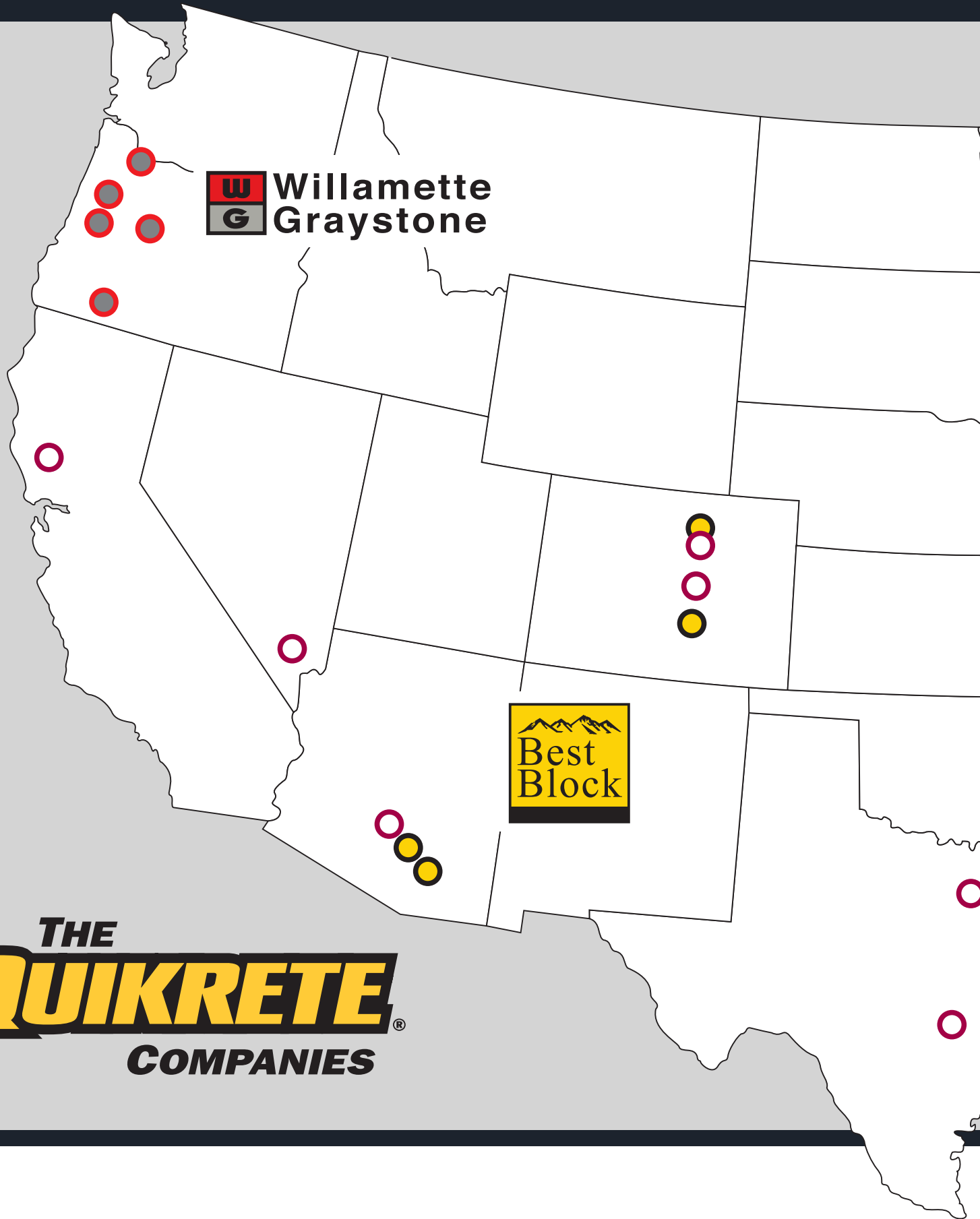


**RETANI™
R812 ROCKFACE LARGE**

ANCHOR™ DIAMOND PRO STONE CUT® RETAINING WALL SYSTEM SHOWN, SUBSTANTIALLY IDENTICAL TO RETANI™ R812 ROCKFACE LARGE

W A L L P R O D U C T S

NATIONAL STRENGTH • REGIONAL



THE
QUIKRETE[®]
COMPANIES

BRANDS • LOCAL SERVICE

MADE IN THE USA

PAVESTONE®
Creating Beautiful Landscapes®

ST
Discover The Difference®

TREMRON
WE MAKE IT EASY

FLAGSTONE PAVERS

The image features a map of the United States with various colored circles indicating service locations. A large gold seal with a serrated edge is positioned in the upper center, containing the text 'MADE IN THE USA' and three stars. The 'PAVESTONE' logo is located in the western and central regions. The 'ST' logo and slogan are on the right side. The 'TREMRON' logo is in the southern region. The 'FLAGSTONE PAVERS' logo is at the bottom. The map shows circles in colors including red, pink, green, yellow, and blue, scattered across different states.



ANCHOR™ HIGHLAND STONE® WALL SYSTEM SHOWN, SUBSTANTIALLY IDENTICAL TO RETANI™ F609 ROCKFACE COMBO



RETANI™ F609 ROCKFACE COMBO



ANCHOR™ DIAMOND PRO STONE CUT® RETAINING WALL SYSTEM SHOWN, SUBSTANTIALLY IDENTICAL TO RETANI™ R812 ROCKFACE COMBO



RETANI™ R812 ROCKFACE COMBO



ANCHOR™ HIGHLAND STONE® WALL SYSTEM SHOWN, SUBSTANTIALLY IDENTICAL TO RETANI™ R612 AND F609 ROCKFACE COMBO



RETANI™ R612 ROCKFACE COMBO



RETANI™ F609 ROCKFACE COMBO



ANCHOR™ DIAMOND PRO® RETAINING WALL SYSTEM SHOWN, SUBSTANTIALLY IDENTICAL TO RETANI™ R812 STRAIGHT



**RETANI™
R812 STRAIGHT**

RETANI™ CROSS-REFERENCE



BLOCK BODY		BLOCK FACE	ROCKFACE THE RUSTIC LOOK OF WEATHERED STONE
R REAR LIP ENSURES PRECISE PINLESS SETBACK 		R312	R312 ROCKFACE COMBO #877 R612 ROCKFACE LARGE #883 COMBO #876 Compare to Anchor™ Highland Stone®
		R612	
		R610	
		R812	R812 ROCKFACE LARGE #818 COMBO #835 Compare to Anchor™ Diamond Pro Stone Cut®
	V VERTICAL APPLICATIONS ENABLED BY INTEGRAL LUG 		V811
		V820	
F FREESTANDING APPLICATIONS ENABLED BY OPPOSING SPLIT FACES 		F609	F609 ROCKFACE LARGE #893 COMBO #889 Compare to Anchor™ Highland Stone®



STRAIGHT

A CLEAN,
NATURAL LOOK



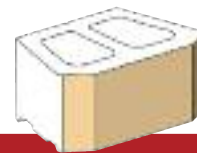
3-WAY

CLASSIC HARD SPLIT
ENABLES TIGHT CURVES



DECO

FLUTED RETURNS HIGHLIGHT A
CENTRAL HARD SPLIT



SMOOTH

TRIPLE-MACHINED FACE
FOR MAXIMUM ECONOMY

R612 STRAIGHT
#822

R612 3-WAY
#821

R612 DECO
#820

Compare to Anchor™
Diamond®

R610 STRAIGHT
#839

R610 3-WAY
#837

R610 DECO
#836

Compare to Anchor™
Hampton Stone®

Compare to Anchor™
Brighton Stone®

R812 STRAIGHT
#827

R812 3-WAY
#826

R812 DECO
#829

R812 SMOOTH
#825

Compare to Anchor™
Diamond Pro®

V811 STRAIGHT
#863

V811 3-WAY
#862

Compare to Anchor™
Vertica®

V820 STRAIGHT
#860

V820 3-WAY
#861

V820 DECO
#859

Compare to Anchor™
Vertica Pro®

Key

NEW NAME
Product Number

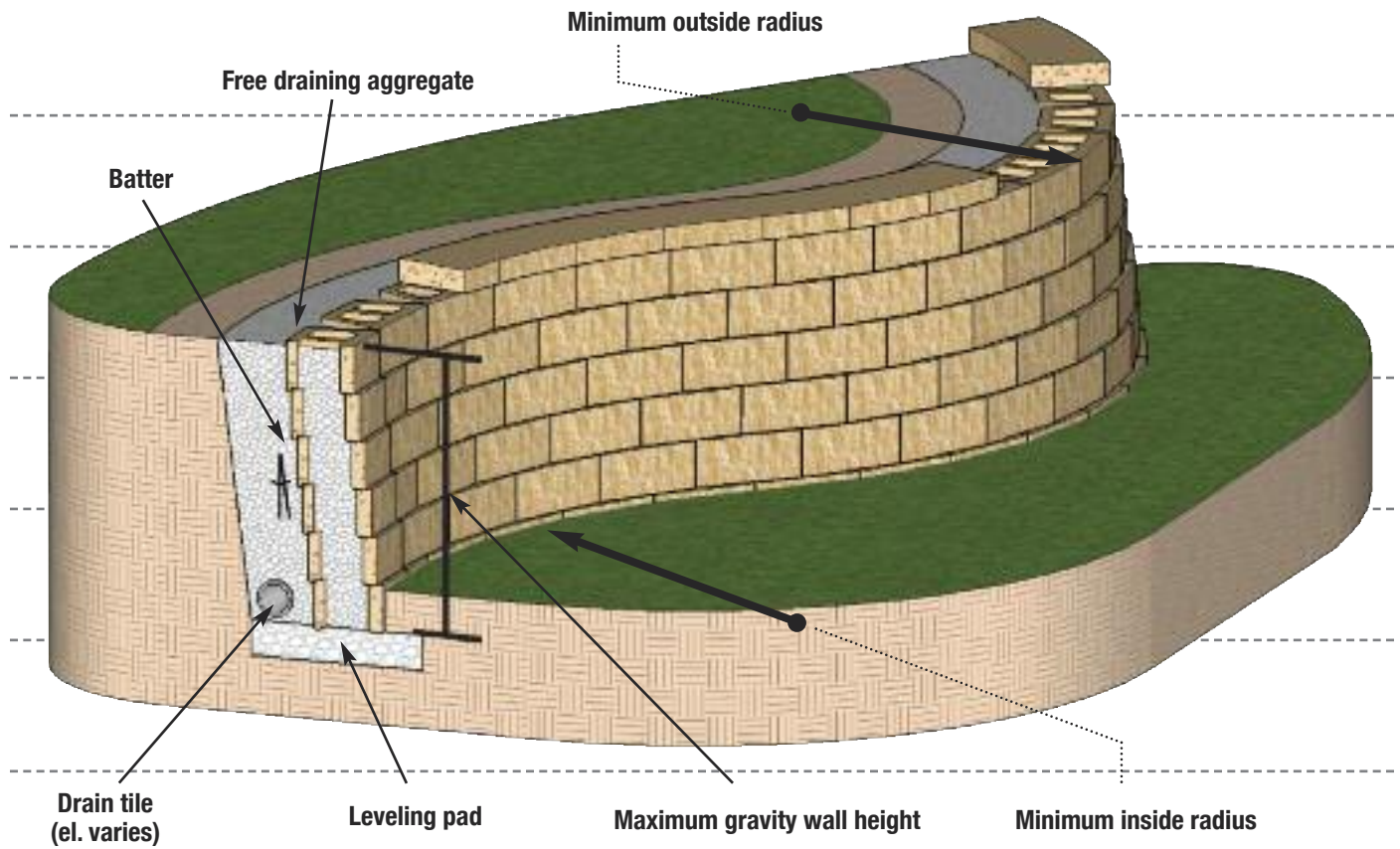
Compare to Anchor™
Name

RETANI™ block dimensions, weights, and block-to-block and block-to-grid interfaces match those of various Anchor™ blocks, as annotated. The blocks are made to the same specifications using the same molds, mix designs, and drycast process, except RETANI™ RockFace blocks are split with a different process. RETANI™ is a trademark of The Quikrete® Companies, Inc. Quikrete® is a registered trademark of The Quikrete® Companies, Inc. Brighton Stone®, Diamond®, Diamond Pro®, Diamond Pro Stone Cut®, Hampton Stone®, Highland Stone®, Vertica®, Vertica Pro®, and Anchor™ are registered trademarks of Anchor™ Wall Systems, Inc. The Quikrete® Companies, Inc. is not affiliated with Anchor™ Wall Systems, Inc.

CAPS, CORNERS & STEPS

BLOCK BODY	BLOCK FACE	ROCKFACE	STRAIGHT, 3-WAY, DECO & SMOOTH
R	R312	STEP 616 ROCKFACE #110896 CORNER 609 ROCKFACE #110894	
	R612	CAP 310 TRAP #824 CAP 314 REC #110819	STEP 616 STRAIGHT #110897 CORNER 608 STRAIGHT #110895 CAP 310 TRAP #824 CAP 314 REC #110819
		R610	
	R812	CORNER 809 ROCKFACE #110866 CAP 410 TRAP #830 CAP 414 REC #831	CORNER 809 STRAIGHT #110865 CAP 410 TRAP #830 CAP 414 REC #831
V	V811		CORNER 809 STRAIGHT #110865 CAP 410 V-TRAP #864
	V820		
F	F609	STEP 616 ROCKFACE #110896 CORNER 609 ROCKFACE #110894 CAP 311 TRAP #817 CAP 311 REC #110820	

GRAVITY WALL EXAMPLE



ANCHOR™ HIGHLAND STONE® WALL SYSTEM SHOWN, SUBSTANTIALLY IDENTICAL TO RETANI™ R612 ROCKFACE COMBO

RETANI™ R312 & R612 ROCKFACE

The rustic look of weathered, natural stone in a perfect residential scale.



ANCHOR™ HIGHLAND STONE® WALL SYSTEM SHOWN, SUBSTANTIALLY IDENTICAL TO RETANI™ R612 ROCKFACE COMBO

HEIGHT in.	DEPTH in.	SETBACK in.	BATTER	MAX. GRAVITY WALL HEIGHT ft.
3	11.5	0.563	10.6°	4.5*
6	12	1.125		

*Includes buried base course, excludes cap. Requires: (1) voids filled with drainage aggregate, (2) level, clean and compacted sand/gravel backfill, and (3) no surcharge. Taller reinforced walls are possible when designed by a qualified engineer.



	R312 ROCKFACE COMBO #877			R612 ROCKFACE LARGE #883	R612 ROCKFACE COMBO #876		
Units ea.	32	32	32	45	20	20	20
Width in.	6	12	18	18	6	12	18
Coverage/ Stone F. ft.	0.13	0.25	0.38	0.75	0.25	0.50	0.75
Coverage/ Pallet F. ft.	24.3			33.8	30		
Stone Weight lbs. (Approximate)	14	28	41	78	28	51	78
Pallet Weight lbs. (Excludes Pallet)	2,656			3,510	3,140		
Minimum Radius ft.	Inside	8					
	Outside	4					

Compare to Anchor™ Highland Stone®

COORDINATING PRODUCTS



STEP 616 ROCKFACE

#110896



CORNER 609 ROCKFACE

#110894



**CAP 310 TRAP
DOUBLE SPLIT**

#824



**CAP 314 REC
SINGLE SPLIT**

#110819

RETANI™ R312 and R612 RockFace block dimensions, weights, and block-to-block and block-to-grid interfaces match those of Anchor™ Highland Stone® wall system blocks. The blocks are made to the same specifications using the same molds, mix designs, and drycast process and a different splitting process. RETANI™ is a trademark of The Quikrete® Companies, Inc. Quikrete® is a registered trademark of The Quikrete® Companies, Inc. Highland Stone® and Anchor™ are registered trademarks of Anchor™ Wall Systems, Inc. The Quikrete® Companies, Inc. is not affiliated with Anchor™ Wall Systems, Inc.

RETANI™ R612

Classic, hard-split faces on the most widely used block body in America.



ANCHOR™ DIAMOND® RETAINING WALL SYSTEM SHOWN, SUBSTANTIALLY IDENTICAL TO RETANI™ R612 STRAIGHT

HEIGHT in.	DEPTH in.	SETBACK in.	BATTER	MAX. GRAVITY WALL HEIGHT ft.
6	12	1.125	10.6°	4.5*

*Includes buried base course, excludes cap. Requires: (1) voids filled with drainage aggregate, (2) level, clean and compacted sand/gravel backfill, and (3) no surcharge. Taller reinforced walls are possible when designed by a qualified engineer.



		R612 STRAIGHT #822	R612 3-WAY #821	R612 DECO #820
Units ea.		45	45	45
Width in.		16.8	15.5	15.5
Coverage/ Stone F. ft.		0.70	0.65	0.65
Coverage/ Pallet F. ft.		31.5	29.3	29.3
Stone Weight lbs. (Approximate)		72	68	68
Pallet Weight lbs. (Excludes Pallet)		3,240	3,060	3,060
Minimum Radius ft.	Inside	8	4	4
	Outside	4	2	2

Compare to Anchor™
Diamond®

COORDINATING PRODUCTS



STEP 616 STRAIGHT

#110897



CORNER 608 STRAIGHT

#110895



**CAP 310 TRAP
DOUBLE SPLIT**

#824



**CAP 314 REC
SINGLE SPLIT**

#110819

RETANI™ R612 Straight, 3-Way and Deco block dimensions, weights, and block-to-block and block-to-grid interfaces match those of Anchor™ Diamond® retaining wall system blocks. The blocks are made to the same specifications using the same molds, mix designs, and drycast and splitting processes. RETANI™ is a trademark of The Quikrete® Companies, Inc. Quikrete® is a registered trademark of The Quikrete® Companies, Inc. Diamond® and Anchor™ are registered trademarks of Anchor™ Wall Systems, Inc. The Quikrete® Companies, Inc. is not affiliated with Anchor™ Wall Systems, Inc.

RETANI™ R610

A lower-weight version of the R612, for landscaping applications.



ANCHOR™ HAMPTON STONE® RETAINING WALL SYSTEM SHOWN, SUBSTANTIALLY IDENTICAL TO RETANI™ R610 STRAIGHT

HEIGHT in.	DEPTH in.	SETBACK in.	BATTER	MAX. GRAVITY WALL HEIGHT ft.
6	10	1.125	10.6°	3.5*

*Includes buried base course, excludes cap. Requires: (1) voids filled with drainage aggregate, (2) level, clean and compacted sand/gravel backfill, and (3) no surcharge. Taller reinforced walls are possible when designed by a qualified engineer.



		R610 STRAIGHT #839	R610 3-WAY #837	R610 DECO #836
Units ea.		60	60	45
Width in.		16.8	15.5	16
Coverage/ Stone F. ft.		0.70	0.65	0.67
Coverage/ Pallet F. ft.		42	39	30
Stone Weight lbs. (Approximate)		57	52	52
Pallet Weight lbs. (Excludes Pallet)		3,420	3,120	2,340
Minimum Radius ft.	Inside	8	4	
	Outside	4	2	

Compare to Anchor™
Hampton Stone®

Compare to Anchor™
Brighton Stone®

COORDINATING PRODUCTS



STEP 616 STRAIGHT

#110897



CORNER 608 STRAIGHT

#110895



**CAP 310 TRAP
DOUBLE SPLIT**

#824



**CAP 314 REC
SINGLE SPLIT**

#110819

RETANI™ R610 Straight, 3-Way and Deco block dimensions, weights, and block-to-block and block-to-grid interfaces match those of Anchor™ Hampton Stone® and Brighton Stone® retaining wall system blocks. The blocks are made to the same specifications using the same molds, mix designs, and drycast and splitting processes. RETANI™ is a trademark of The Quikrete® Companies, Inc. Quikrete® is a registered trademark of The Quikrete® Companies, Inc. Hampton Stone®, Brighton Stone® and Anchor™ are registered trademarks of Anchor™ Wall Systems, Inc. The Quikrete® Companies, Inc. is not affiliated with Anchor™ Wall Systems, Inc.

RETANI™ R812 ROCKFACE


A natural look, at commercial scale.



ANCHOR™ DIAMOND PRO STONE CUT® RETAINING WALL SYSTEM SHOWN, SUBSTANTIALLY IDENTICAL TO RETANI™ R812 ROCKFACE COMBO

HEIGHT in.	DEPTH in.	SETBACK in.	BATTER	MAX. GRAVITY WALL HEIGHT ft.
8	12	1.0	7.1°	4.0*

*Includes buried base course, excludes cap. Requires: (1) voids filled with drainage aggregate, (2) level, clean and compacted sand/gravel backfill, and (3) no surcharge. Taller reinforced walls are possible when designed by a qualified engineer.



		R812 ROCKFACE LARGE #818	R812 ROCKFACE COMBO #835		
Units ea.		36	16	16	16
Width in.		18	7	11	18
Coverage/ Stone F. ft.		1.0	0.4	0.6	1.0
Coverage/ Pallet F. ft.		36	32		
Stone Weight lbs. (Approximate)		80	38	50	80
Pallet Weight lbs. (Excludes Pallet)		2,880	2,688		
Minimum Radius ft.	Inside	7			
	Outside	4			

Compare to Anchor™
Diamond Pro Stone Cut®

COORDINATING PRODUCTS



CORNER 809 ROCKFACE

#110866



**CAP 410 TRAP
DOUBLE SPLIT**

#830



**CAP 414 REC
SINGLE SPLIT**

#831

RETANI™ R812 RockFace block dimensions, weights, and block-to-block and block-to-grid interfaces match those of Anchor™ Diamond Pro Stone Cut® retaining wall system blocks. The blocks are made to the same specifications using the same molds, mix designs, and drycast process and a different splitting process. RETANI™ is a trademark of The Quikrete® Companies, Inc. Quikrete® is a registered trademark of The Quikrete® Companies, Inc. Diamond Pro Stone Cut® and Anchor™ are registered trademarks of Anchor™ Wall Systems, Inc. The Quikrete® Companies, Inc. is not affiliated with Anchor™ Wall Systems, Inc.

RETANI™ R812

Classic faces on America's favorite structural blocks.



ANCHOR™ DIAMOND PRO® RETAINING WALL SYSTEM SHOWN, SUBSTANTIALLY IDENTICAL TO RETANI™ R812 STRAIGHT

HEIGHT in.	DEPTH in.	SETBACK in.	BATTER	MAX. GRAVITY WALL HEIGHT ft.
8	12	1.0	7.1°	4.0*

*Includes buried base course, excludes cap. Requires: (1) voids filled with drainage aggregate, (2) level, clean and compacted sand/gravel backfill, and (3) no surcharge. Taller reinforced walls are possible when designed by a qualified engineer.



	R812 STRAIGHT #827	R812 3-WAY #826	R812 DECO #829	R812 SMOOTH #825
Units ea.	36	36	36	32
Width in.	18.6	18	18	18
Coverage/ Stone F. ft.	1.03	1.0	1.0	1.0
Coverage/ Pallet F. ft.	37.2	36	36	32
Stone Weight lbs. (Approximate)	76	72	72	72
Pallet Weight lbs. (Excludes Pallet)	2,736	2,592	2,592	2,304
Minimum Radius ft.	Inside	6	4	
	Outside	4	2	

Compare to Anchor™
Diamond Pro®

COORDINATING PRODUCTS



CORNER 809 STRAIGHT

#110865



**CAP 410 TRAP
DOUBLE SPLIT**

#830



**CAP 414 REC
SINGLE SPLIT**

#831

RETANI™ R812 Straight, 3-Way, Deco and Smooth block dimensions, weights, and block-to-block and block-to-grid interfaces match those of Anchor™ Diamond Pro® retaining wall system blocks. The blocks are made to the same specifications using the same molds, mix designs, and drycast and splitting processes. RETANI™ is a trademark of The Quikrete® Companies, Inc. Quikrete® is a registered trademark of The Quikrete® Companies, Inc. Diamond Pro® and Anchor™ are registered trademarks of Anchor™ Wall Systems, Inc. The Quikrete® Companies, Inc. is not affiliated with Anchor™ Wall Systems, Inc.

RETANI™ V811

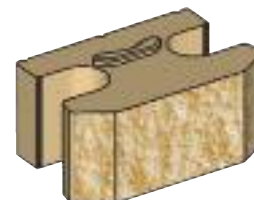
The go-to solution, when inches count.



ANCHOR™ VERTICA® RETAINING WALL SYSTEM SHOWN, SUBSTANTIALLY IDENTICAL TO RETANI™ V811 STRAIGHT

HEIGHT in.	DEPTH in.	SETBACK in.	BATTER	MAX. GRAVITY WALL HEIGHT ft.
8	11	0.563	4.0°	3.33*

*Includes buried base course, excludes cap. Requires: (1) voids filled with drainage aggregate, (2) level, clean and compacted sand/gravel backfill, and (3) no surcharge. Taller reinforced walls are possible when designed by a qualified engineer.



		V811 STRAIGHT #863	V811 3-WAY #862
Units ea.		40	40
Width in.		18.6	18
Coverage/ Stone F. ft.		1.03	1.0
Coverage/ Pallet F. ft.		41.3	40
Stone Weight lbs. (Approximate)		93	89
Pallet Weight lbs. (Excludes Pallet)		3,720	3,560
Minimum Radius ft.	Inside	7	
	Outside	5.5	

Compare to Anchor™
Vertica®

COORDINATING PRODUCTS



CORNER 809 STRAIGHT

#110865



**CAP 410 V-TRAP
DOUBLE SPLIT**

#864

RETANI™ V811 Straight and 3-Way block dimensions, weights, and block-to-block and block-to-grid interfaces match those of Anchor™ Vertica® retaining wall system blocks. The blocks are made to the same specifications using the same molds, mix designs, and drycast and splitting processes. RETANI™ is a trademark of The Quikrete® Companies, Inc. Quikrete® is a registered trademark of The Quikrete® Companies, Inc. Vertica® and Anchor™ are registered trademarks of Anchor™ Wall Systems, Inc. The Quikrete® Companies, Inc. is not affiliated with Anchor™ Wall Systems, Inc.

RETANI™ V820

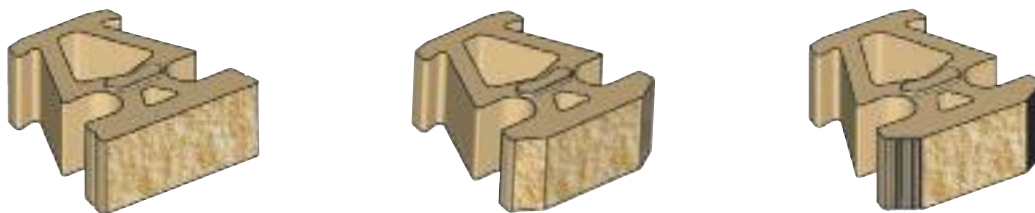
For challenging gravity wall applications.



ANCHOR™ VERTICA PRO® RETAINING WALL SYSTEM SHOWN, SUBSTANTIALLY IDENTICAL TO RETANI™ V820 3-WAY

HEIGHT in.	DEPTH in.	SETBACK in.	BATTER	MAX. GRAVITY WALL HEIGHT ft.
8	20	0.563	4.0°	6.0*

*Includes buried base course, excludes cap. Requires: (1) voids filled with drainage aggregate, (2) level, clean and compacted sand/gravel backfill, and (3) no surcharge. Taller reinforced walls are possible when designed by a qualified engineer.



	V820 STRAIGHT #860	V820 3-WAY #861	V820 DECO #859
Units ea.	20	20	20
Width in.	18.6	18	18
Coverage/ Stone F. ft.	1.03	1.0	1.0
Coverage/ Pallet F. ft.	20.7	20	20
Stone Weight lbs. (Approximate)	109	109	109
Pallet Weight lbs. (Excludes Pallet)	2,180	2,180	2,180
Minimum Radius ft.	Inside	8.5	
	Outside	5.5	

Compare to Anchor™
Vertica Pro®

COORDINATING PRODUCTS



CORNER 809 STRAIGHT

#110865



**CAP 410 V-TRAP
DOUBLE SPLIT**

#864

RETANI™ V820 Straight, 3-Way and Deco block dimensions, weights, and block-to-block and block-to-grid interfaces match those of Anchor™ Vertica Pro® retaining wall system blocks. The blocks are made to the same specifications using the same molds, mix designs, and drycast and splitting processes. RETANI™ is a trademark of The Quikrete® Companies, Inc. Quikrete® is a registered trademark of The Quikrete® Companies, Inc. Vertica Pro® and Anchor™ are registered trademarks of Anchor™ Wall Systems, Inc. The Quikrete® Companies, Inc. is not affiliated with Anchor™ Wall Systems, Inc.

RETANI™ F609 ROCKFACE


Rustic freestanding applications with simple customization and installation.



ANCHOR™ HIGHLAND STONE® WALL SYSTEM SHOWN, SUBSTANTIALLY IDENTICAL TO RETANI™ F609 ROCKFACE

HEIGHT in.	DEPTH in.	MAX. WALL HEIGHT ft.
6	9	3.0*

*Includes buried base course, excludes cap. Maximum of 10 feet between pilasters/columns.



		F609 ROCKFACE LARGE #893	F609 ROCKFACE COMBO #889		
Units ea.		40	16	16	16
Width in.	Front	18	6	12	18
	Back	16	4	10	16
Coverage/ Stone F. ft.		0.71	0.21	0.46	0.71
Coverage/ Pallet F. ft.		28.4	22		
Stone Weight lbs. (Approximate)		70	20	45	70
Pallet Weight lbs. (Excludes Pallet)		2,800	2,160		
Minimum Radius ft.	Inside	3.8			
	Outside	3.8			

Compare to Anchor™ Highland Stone®

COORDINATING PRODUCTS



STEP 616 ROCKFACE

#110896



CORNER 609 ROCKFACE

#110894



**CAP 311 TRAP
DOUBLE SPLIT**

#817



**CAP 311 REC
DOUBLE SPLIT**

#110820

RETANI™ F609 RockFace block dimensions, weights, and block-to-block and block-to-grid interfaces match those of Anchor™ Highland Stone® wall system blocks. The blocks are made to the same specifications using the same molds, mix designs, and drycast process and a different splitting process. RETANI™ is a trademark of The Quikrete® Companies, Inc. Quikrete® is a registered trademark of The Quikrete® Companies, Inc. Highland Stone® and Anchor™ are registered trademarks of Anchor™ Wall Systems, Inc. The Quikrete® Companies, Inc. is not affiliated with Anchor™ Wall Systems, Inc.


CAPS, CORNERS & STEPS



STEPS	STEP 616 ROCKFACE #110896	STEP 616 STRAIGHT #110897
Units ea.	20	20
Height in.	6	6
Depth in.	16	16
Width in.	18	18
Coverage/Stone L. ft.	1.5	1.5
Coverage/Pallet L. ft.	30	30
Stone Weight lbs. <i>(Approximate)</i>	137	138
Pallet Weight lbs. <i>(Excludes Pallet)</i>	2,740	2,760



CORNERS	CORNER 609 ROCKFACE #110894	CORNER 608 STRAIGHT #110895	CORNER 809 ROCKFACE #110866	CORNER 809 STRAIGHT #110865
Units ea.	40	40	40	40
Height in.	6	6	8	8
Depth in.	9	8	9	9
Width in.	18	16	18	18
Coverage/Stone F. ft.	1.13	1.0	1.5	1.5
Coverage/Pallet F. ft.	45	40	60	60
Stone Weight lbs. <i>(Approximate)</i>	78	61	103	104
Pallet Weight lbs. <i>(Excludes Pallet)</i>	3,120	2,440	4,120	4,160



CAPS		CAP 310 TRAP #824 (Double Split)	CAP 311 TRAP #817 (Double Split)	CAP 311 REC #110820 (Double Split)	CAP 314 REC #110819 (Single Split)
Units ea.		90	72	64	48
Height in.		3	3	3	3
Depth in.		10.4	11	11.5	13.5
Width in.	Front	16.8	18	18	18
	Back	12	12		
Coverage/Stone L. ft.		1.2	1.25	1.5	1.5
Coverage/Pallet L. ft.		108	90	96	72
Stone Weight lbs. (Approximate)		35	40	50	58
Pallet Weight lbs. (Excludes Pallet)		3,150	2,880	3,200	2,784



CAPS		CAP 410 TRAP #830 (Double Split)	CAP 410 V-TRAP #864 (Double Split)	CAP 414 REC #831 (Single Split)
Units ea.		63	72	48
Height in.		4	4	4
Depth in.		10.4	10.4	13.5
Width in.	Front	17.1	17.3	18
	Back	12	12	
Coverage/Stone L. ft.		1.2	1.2	1.5
Coverage/Pallet L. ft.		76	86	72
Stone Weight lbs. (Approximate)		47	43	77
Pallet Weight lbs. (Excludes Pallet)		2,961	3,096	3,696



ANCHOR™ DIAMOND PRO STONE CUT® RETAINING WALL SYSTEM SHOWN, SUBSTANTIALLY IDENTICAL TO RETANI™ R812 ROCKFACE COMBO



RETANI™ R812 ROCKFACE COMBO



ANCHOR™ HIGHLAND STONE® WALL SYSTEM SHOWN, SUBSTANTIALLY IDENTICAL TO RETANI™ F609 ROCKFACE COMBO

THE
QUIKRETE
COMPANIES

PAVESTONE
Creating Beautiful Landscapes®

Willamette
Graystone

TREMRON
WE MAKE IT EASY

Best
Block

ST *Discover*
The Difference®

FLAGSTONE
PAVERS 
QUALITY & STRENGTH INTERLOCKED